
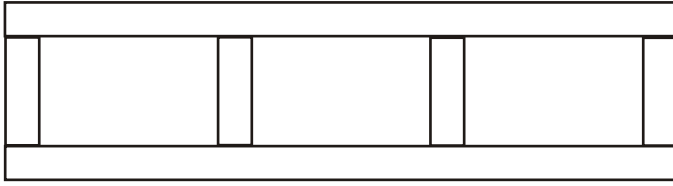


3-1/2"

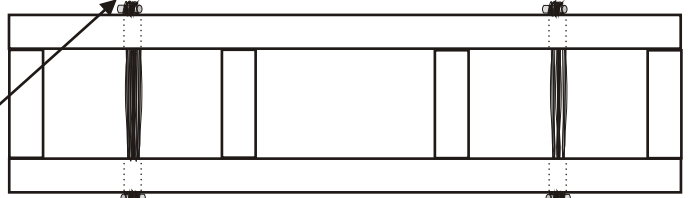
9/16"

The Kamloopian's scrap piece project Ballista



Drill Holes - 1/8" approx

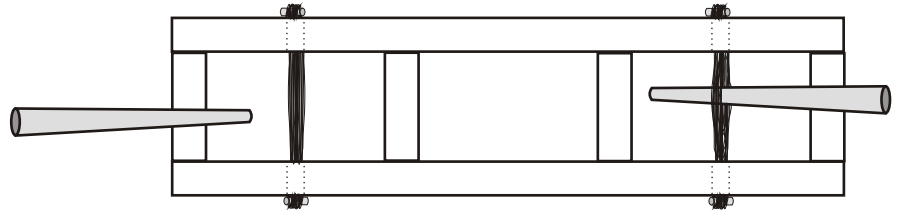
Use a 1/4" to 3/8" piece
of a thick paper clip



Sew as many strands of heavy thread
or dental floss as you can fit.
**Make them as tight as you can!

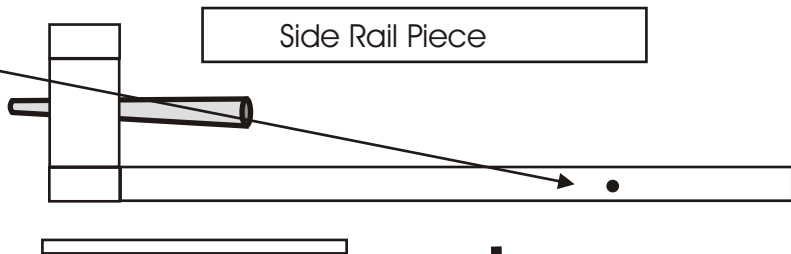


Force dowel pieces through the
center of the strands. (You can make
a point on the dowel and cut it off after.)



Drill Holes - 1/8"

Make this a slot,
To take the loop
of the trigger piece.



Side Rail Piece



Toothpick piece through
loop in trigger



Make the bowstring
from dental floss.